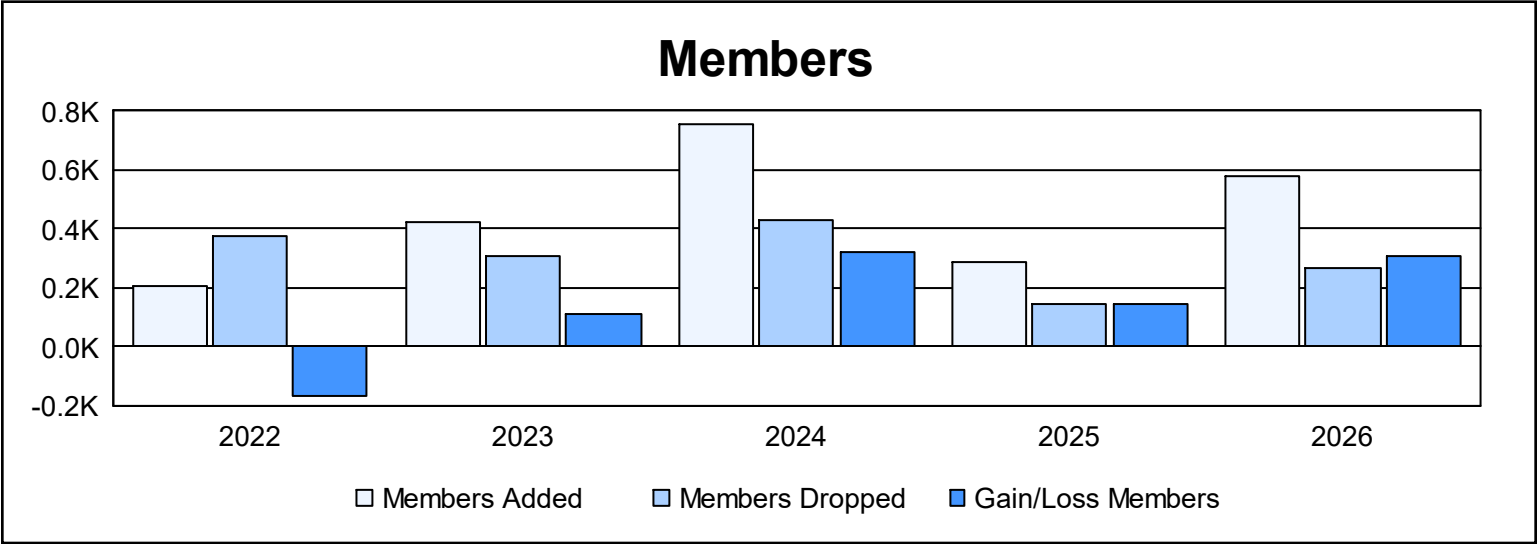
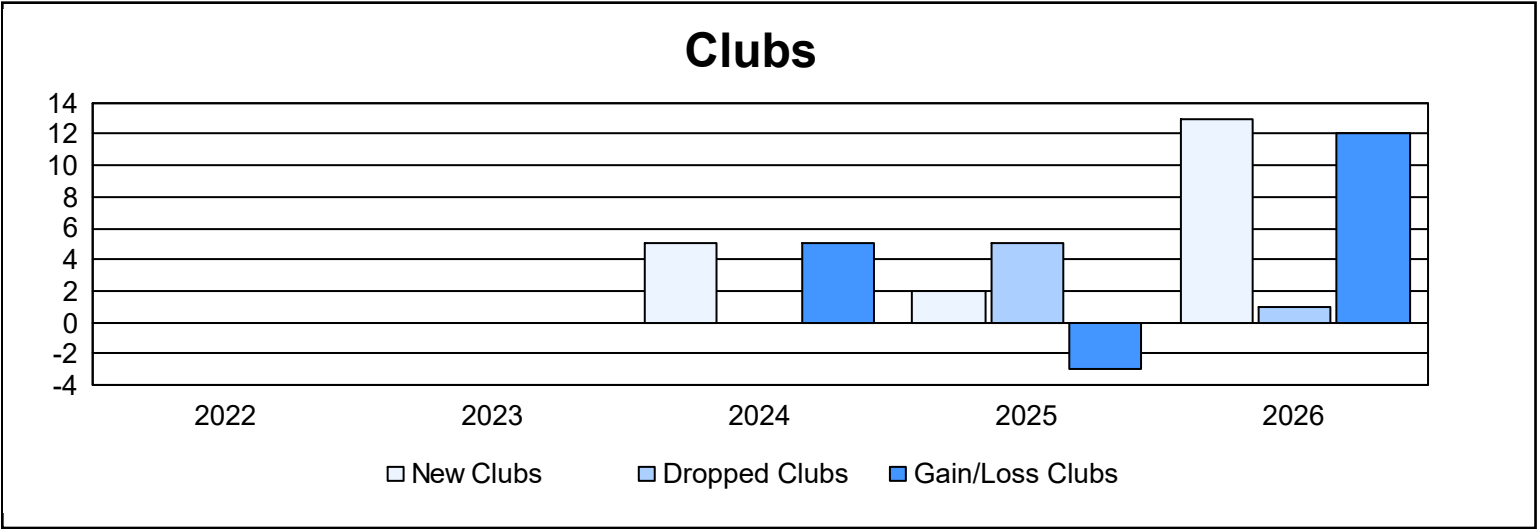
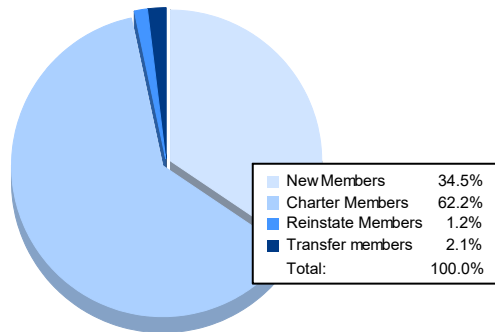


| Year | New Clubs | Dropped Clubs | Gain/ Loss Clubs | New Members | Charter Members | Reinstate Members | Transfer Members | Total Member Added | Total Members Dropped | Gain/ Loss Members |
|-----------|-----------|---------------|------------------|-------------|-----------------|-------------------|------------------|--------------------|-----------------------|--------------------|
| 2021-2022 | 0 | 0 | 0 | 176 | 7 | 7 | 18 | 208 | 373 | -165 |
| 2022-2023 | 0 | 0 | 0 | 393 | 14 | 6 | 8 | 421 | 307 | 114 |
| 2023-2024 | 5 | 0 | 5 | 428 | 162 | 82 | 84 | 756 | 433 | 323 |
| 2024-2025 | 2 | 5 | -3 | 212 | 51 | 9 | 16 | 288 | 145 | 143 |
| 2025-2026 | 13 | 1 | 12 | 199 | 359 | 7 | 12 | 577 | 268 | 309 |
| Average | 4 | 1 | 3 | 282 | 119 | 22 | 28 | 450 | 305 | 145 |



Membership Composition January 2026 Cumulative



Gender Composition January 2026 Cumulative

